



Special Eurobarometer 523

European citizens and corruption in 2022

Most Europeans consider corruption to be unacceptable even though it has slightly declined since 2019

They believe that if you want to get something from the public administration it is **never acceptable to:**



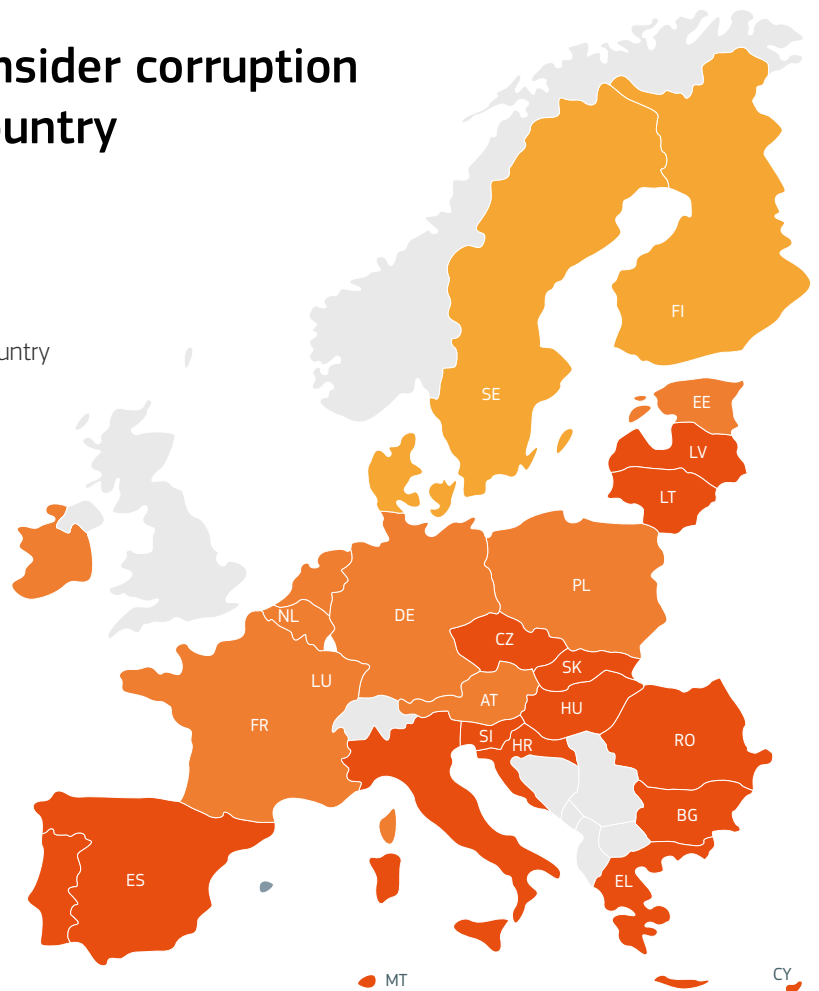
A majority of Europeans consider corruption to be widespread in their country

EU **68** (-3 pts since 2019)

EL	98	RO	72
HR	94	FR	64
CY	94	IE	59
HU	91	AT	57
PT	90	BE	56
ES	89	PL	55
IT	89	DE	53
BG	88	NL	50
SI	87	EE	43
SK	83	LU	36
LT	81	SE	32
MT	79	FI	17
CZ	78	DK	16
LV	78		

% Estimate corruption to be widespread in the country

- 95-65 %
- 34-64%
- 0-34%





Special Eurobarometer 523

European citizens and corruption in 2022

Most Europeans say there is corruption in...



74% (+4 pts since 2019)
National public institutions




72% (+4 pts since 2019)
Local or regional public institutions



Europeans are increasingly sceptical about national efforts to address corruption

More than half of Europeans DO NOT think that government efforts to combat corruption **are effective**



58%
(+5 pts since 2019)

Around **seven in ten THINK** that high-level corruption cases are not pursued sufficiently



69%
(+3 pts since 2019)

Half of Europeans DO NOT think that measures against corruption are applied impartially and without ulterior motives in their country



50%
(+6 pts since 2019)

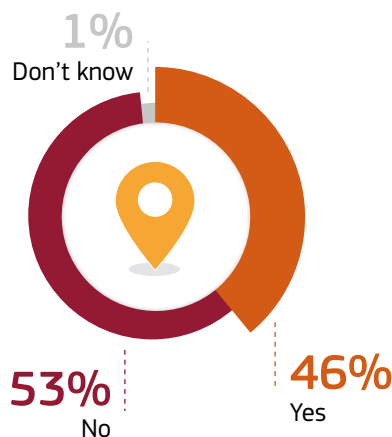
There are still major obstacles to reporting corruption cases

6% of Europeans say they **experienced or witnessed** a case of corruption in the last 12 months

... but only **15%** of them **reported it**
(-6 pts since 2019)



Less than half of Europeans know where to report a case of corruption



Europeans believe that cases of corruption **are not reported because...**

